

EPIDEMIOLOGICAL SITUATION COVID-19, Nepal

**Week 20 and 21 (10 May – 23 May 2020)
21 May 2020 T07:00:00**

Overview

Week 20 and Week 21 (10 May till 20 May 2020)

- Total confirmed Covid-19 Cases :427; Death: 2
- Total district affected: 38/77
- Total province affected: 7/7
- Number of province/district with cases in two weeks: 6 provinces/34 districts
- Number of newly affected province in two weeks: 1 province (Karnali)
- Number of confirmed cases in two weeks: 317
- Number of deaths in two weeks: 1 (Bagmati) & 1 (Province 5)
- District reported cases by province in two weeks:
 - **Province 1:** Dhankuta, Jhapa ,Khotang, Morang, Sunsari, Udayapur
 - **Province 2:** Bara, Dhanusha, Mahottari, Parsa, Rautahat, Saptari, Sarlahi, Siraha
 - **Bagmati:** Bhaktapur, Chitwan, Dhading, Kathmandu, Kavrepalanchowk, Lalitpur, Makwanpur, Ramechhap, Sindhuli, Sindhupalchok
 - **Gandaki:** Lamjung, Nawalapur
 - **Province 5:** Banke, Bardiya, Dang, Gulmi, Kapilvastu, Parasi (Nawalparasi west),Rupandehi
 - **Karnali:** Dailekh

Summary of laboratory-confirmed COVID-19 cases, deaths and transmission by province

Transmission classification based on [WHO definitions](#)

Reporting Province	Total confirmed cumulative cases	Total cumulative deaths	Transmission classification*	Number of districts affected	Date of most recent case [#]
Province 1	59	-	Cluster of cases	7	19-May-2020
Province 2	137	-	Cluster of cases	8	19-May-2020
Bagmati	29	1	Sporadic cases	10	19-May-2020
Gandaki	4	-	Sporadic cases	3	19-May-2020
Province 5	192	1	Cluster of cases	7	20-May-2020
Karnali	1	-	No cases	1	18-May-2020
Sudurpaschim	5	-	Sporadic cases	2	07-Apr-2020
National Total	427	2		38	20-May-2020

- Date of last case is the date of onset or date of sample collection or date of lab report based on information available.

*Case classification is based on [WHO transmission classification](#)

No cases- provinces with no cases

Sporadic cases- provinces with one or more cases, imported or locally detected

Cluster of cases- provinces experiencing cases, clustered in time, geographic location and/or by common exposures

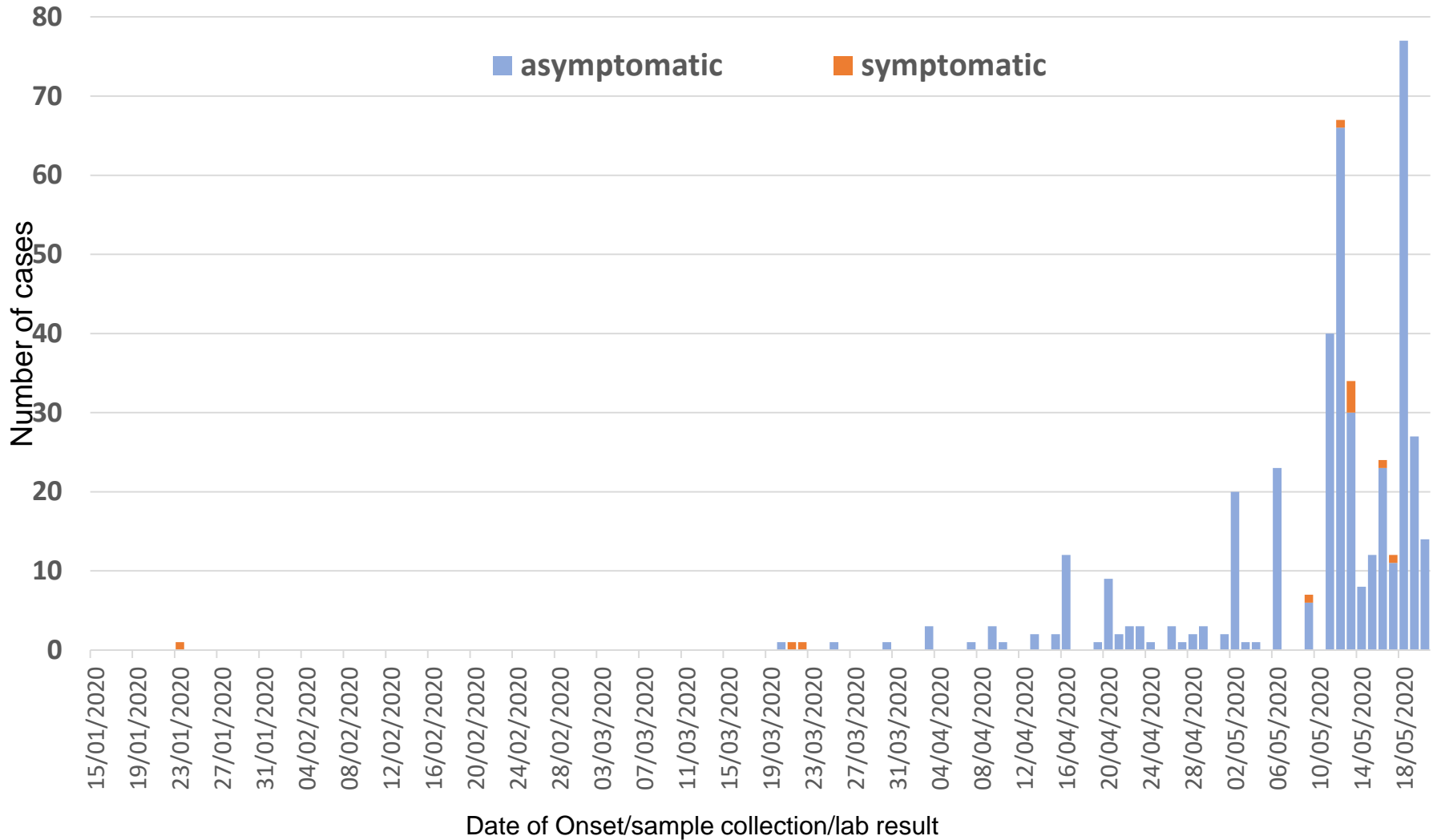
Community transmission- experiencing larger outbreaks of local transmission defined through an assessment of factors including, but not limited to:

- Large numbers of cases not linkable to transmission chains
- Large numbers of cases from sentinel lab surveillance
- Multiple unrelated clusters in several areas of the country/territory/area

- All data are provisional
- Data updated till 21 May 2020 Time 07:00:00

Time distribution

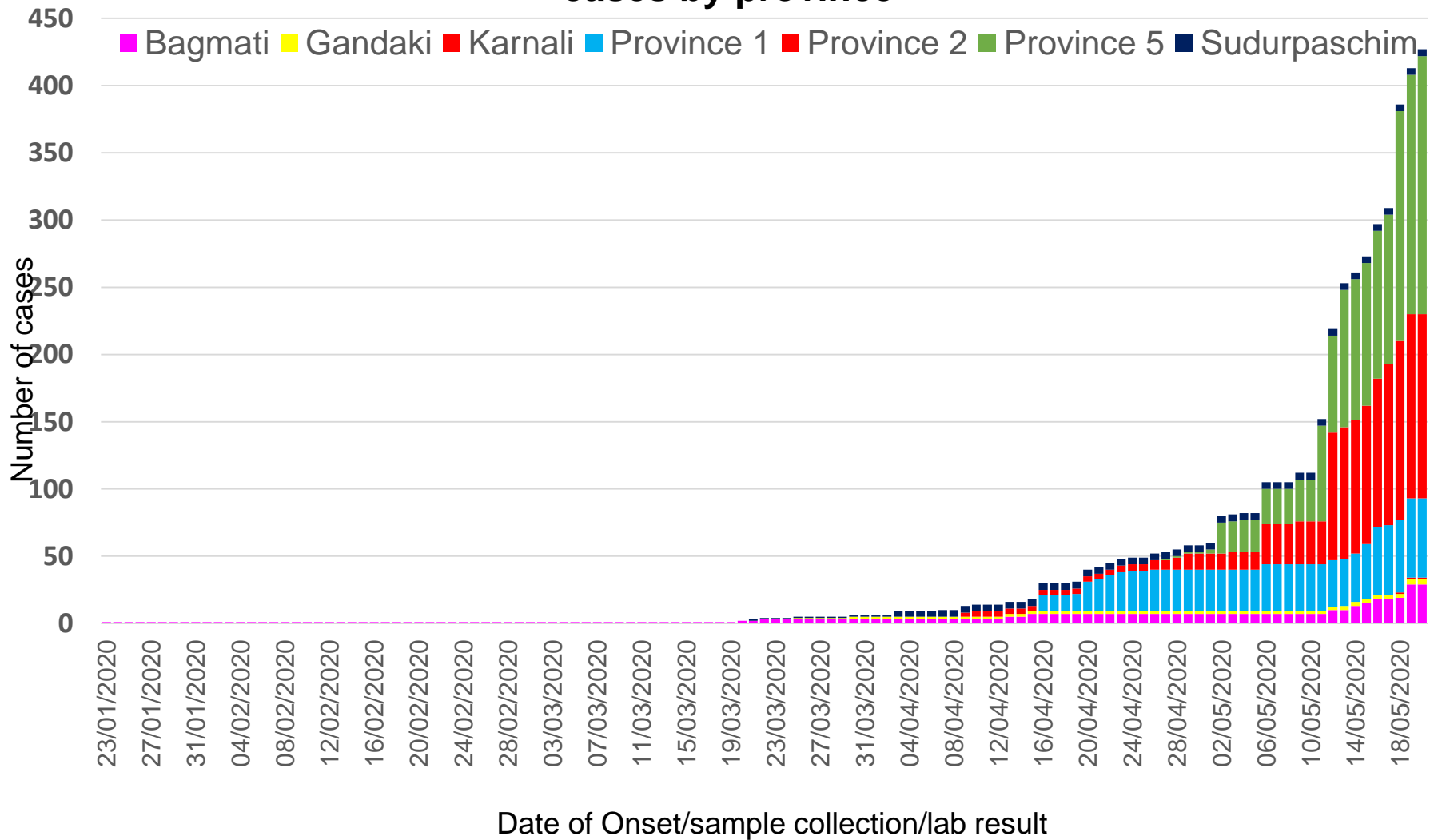
Epidemic curve of laboratory confirmed COVID-19 cases, by date of onset/sample/confirmation (N=427)



Note: The first case was developed symptoms on 31 Dec 2019 in China and was confirmed on 23 Jan 2020. Reference dates used in order of preference as available – Date onset/Date of sample collection/Date of confirmation.

- All data are provisional
- Data updated till 21 May 2020 Time 07:00:00

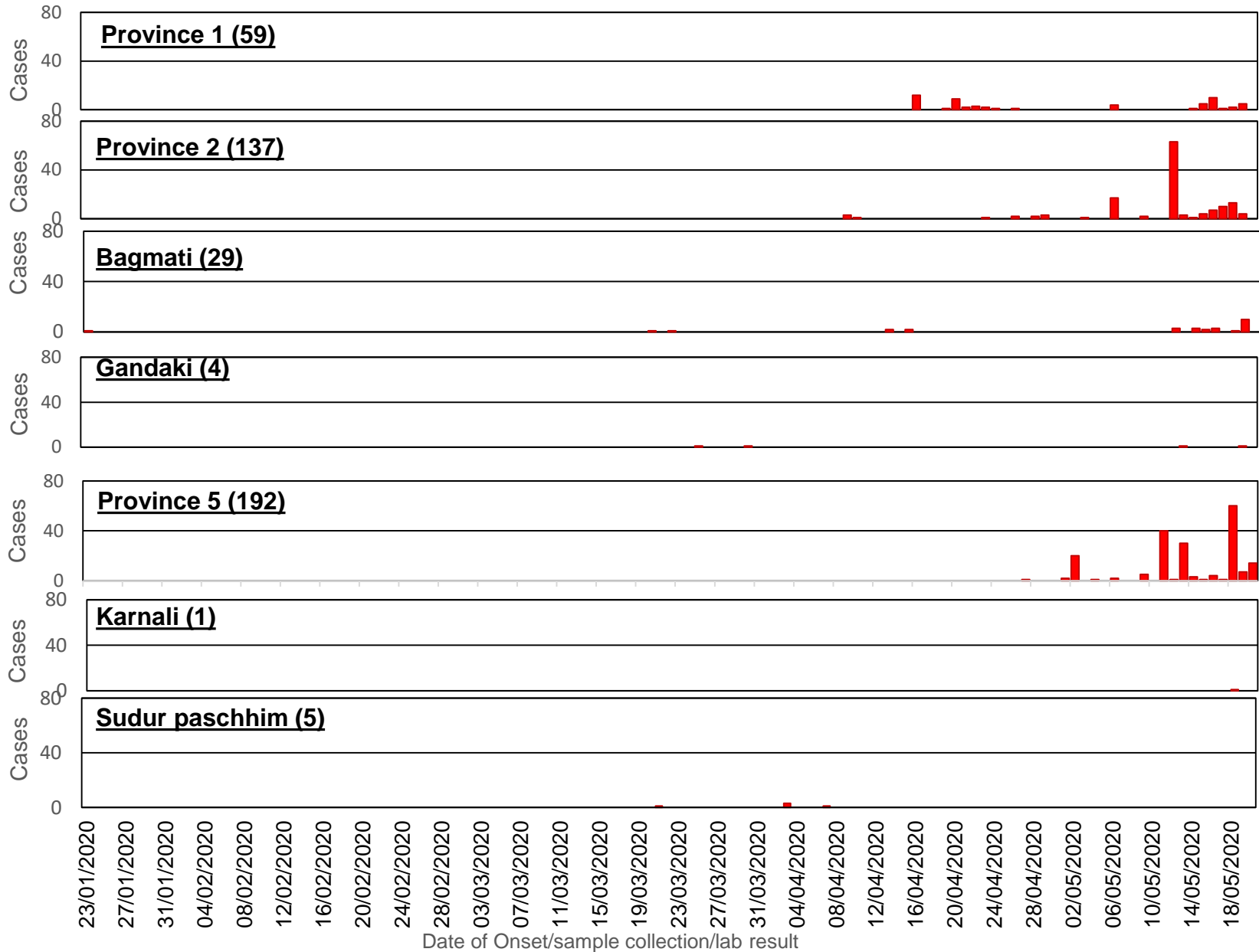
Cumulative case count of laboratory confirmed COVID-19 cases by province



Note: The first case was developed symptoms on 31 Dec 2019 in China and was confirmed on 23 Jan 2020. Reference dates used in order of preference as available – Date onset/Date of sample collection/Date of confirmation.

- All data are provisional
- Data updated till 21 May 2020 Time 07:00:00

Epidemic curve of laboratory confirmed COVID-19 cases by province



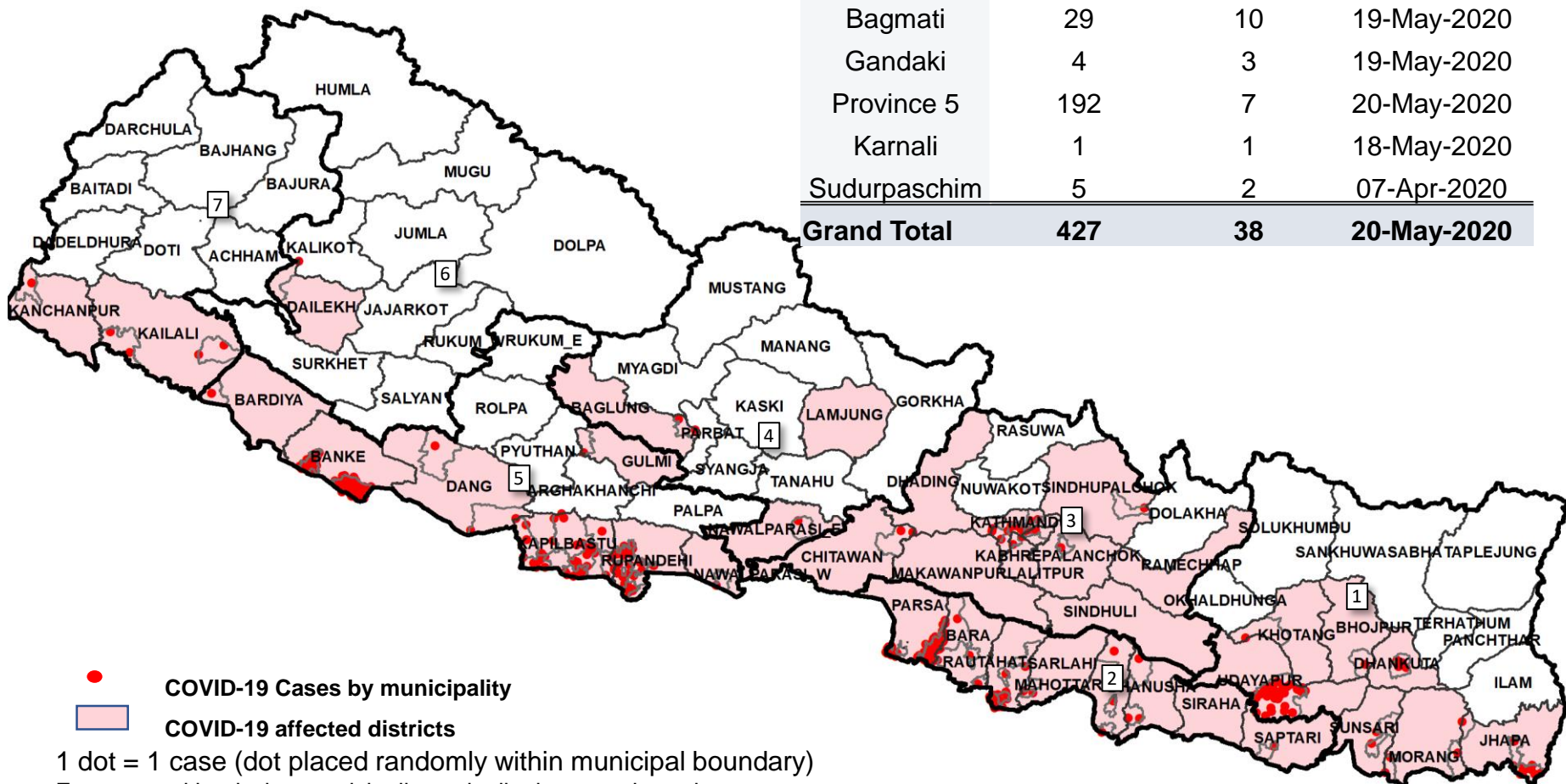
- All data are provisional
- Data updated till 21 May 2020 Time 07:00:00

Note: The first case was contracted infection in December when he was in China.

Place distribution

Municipalities (By domicile) with reported laboratory confirmed COVID-19 cases

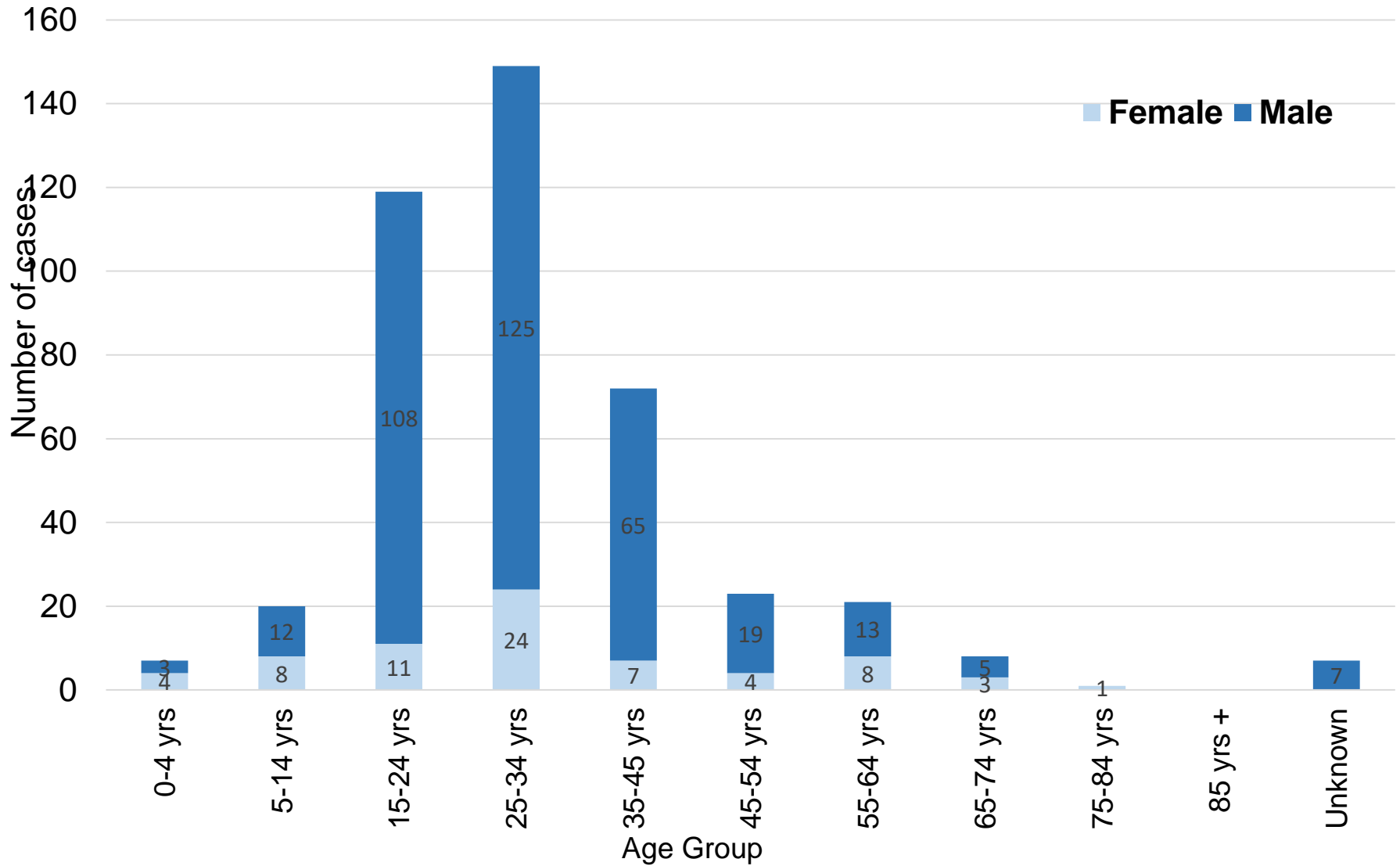
Provinces	Total confirmed cases	Total district affected	Date of most recent case#
Province 1	59	7	19-May-2020
Province 2	137	8	19-May-2020
Bagmati	29	10	19-May-2020
Gandaki	4	3	19-May-2020
Province 5	192	7	20-May-2020
Karnali	1	1	18-May-2020
Sudurpaschim	5	2	07-Apr-2020
Grand Total	427	38	20-May-2020



- All data are provisional
- Data updated till 21 May 2020 Time 07:00:00

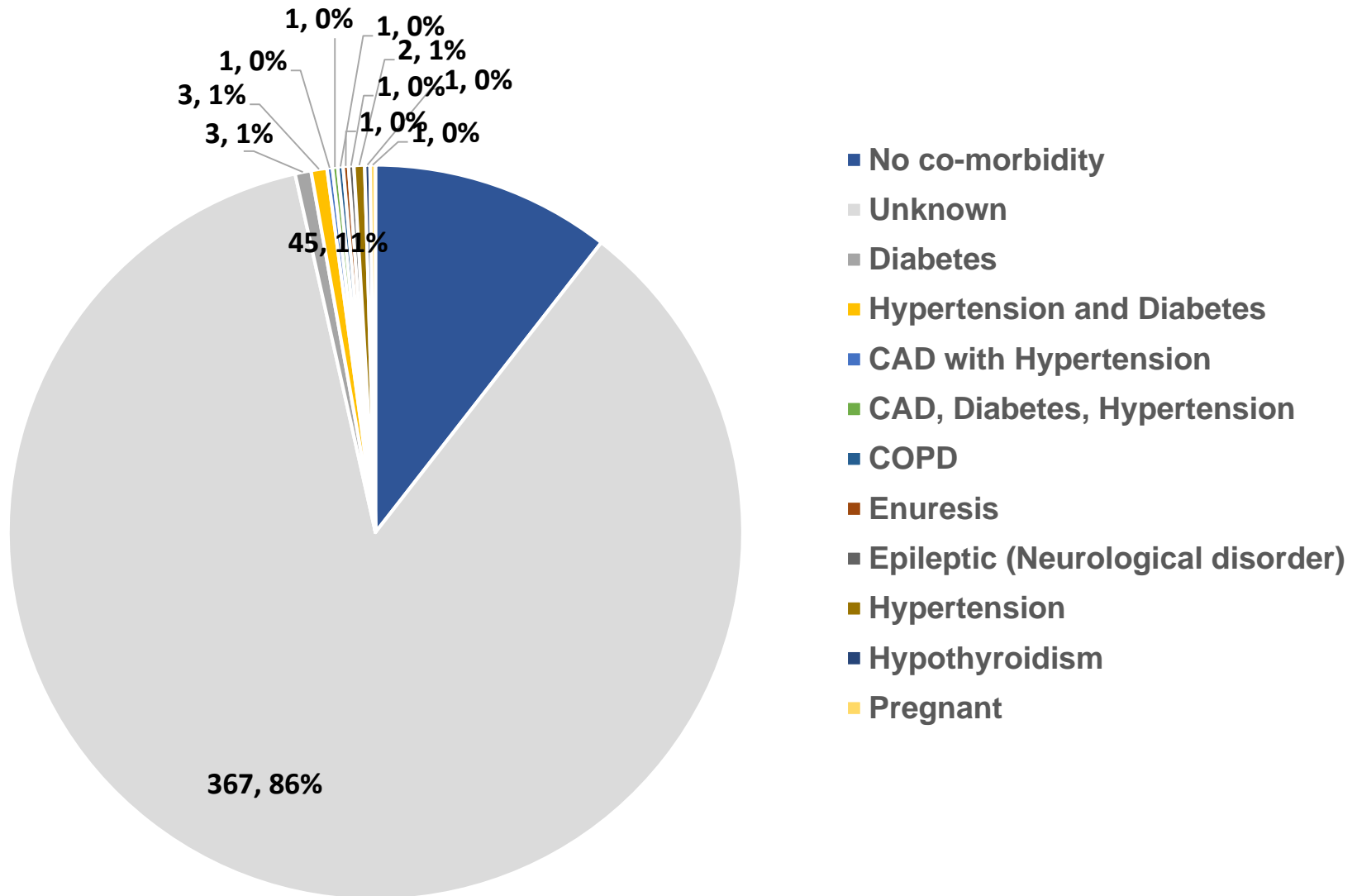
Person distribution

Distribution of COVID-19 cases by age and sex (N=427)



- All data are provisional
- Data updated till 21 May 2020 Time 07:00:00

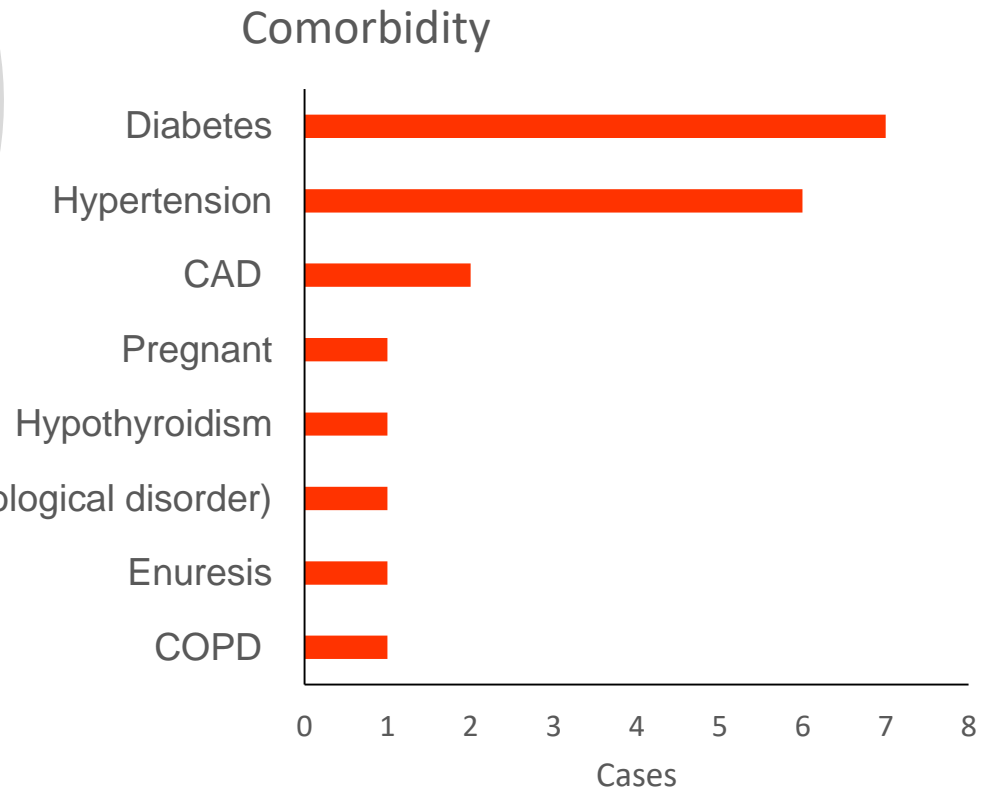
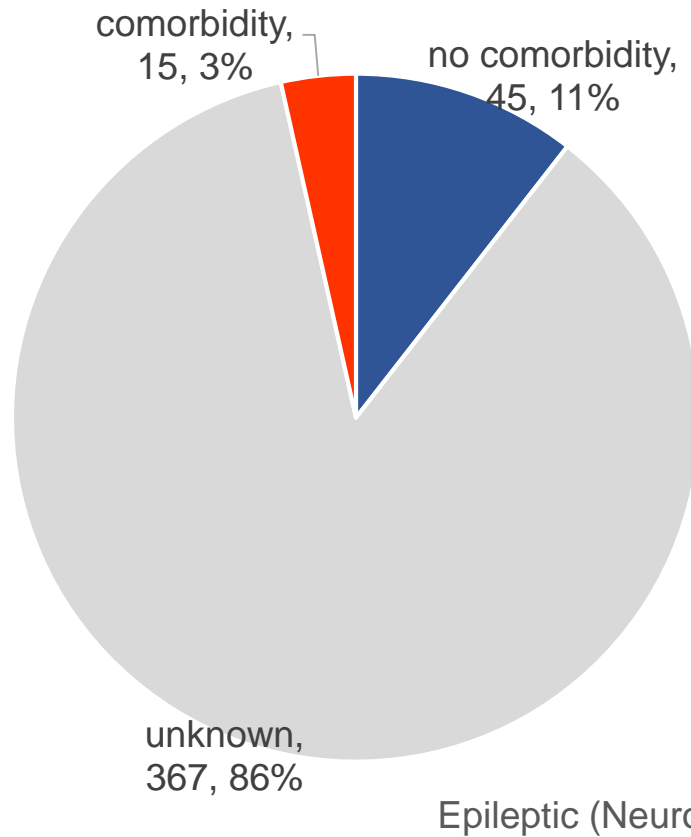
Co-morbidity of COVID-19 cases in Nepal (N=427)



*Unknown as most recent of cases are currently under investigation.

- All data are provisional
- Data updated till 21 May 2020 Time 07:00:00

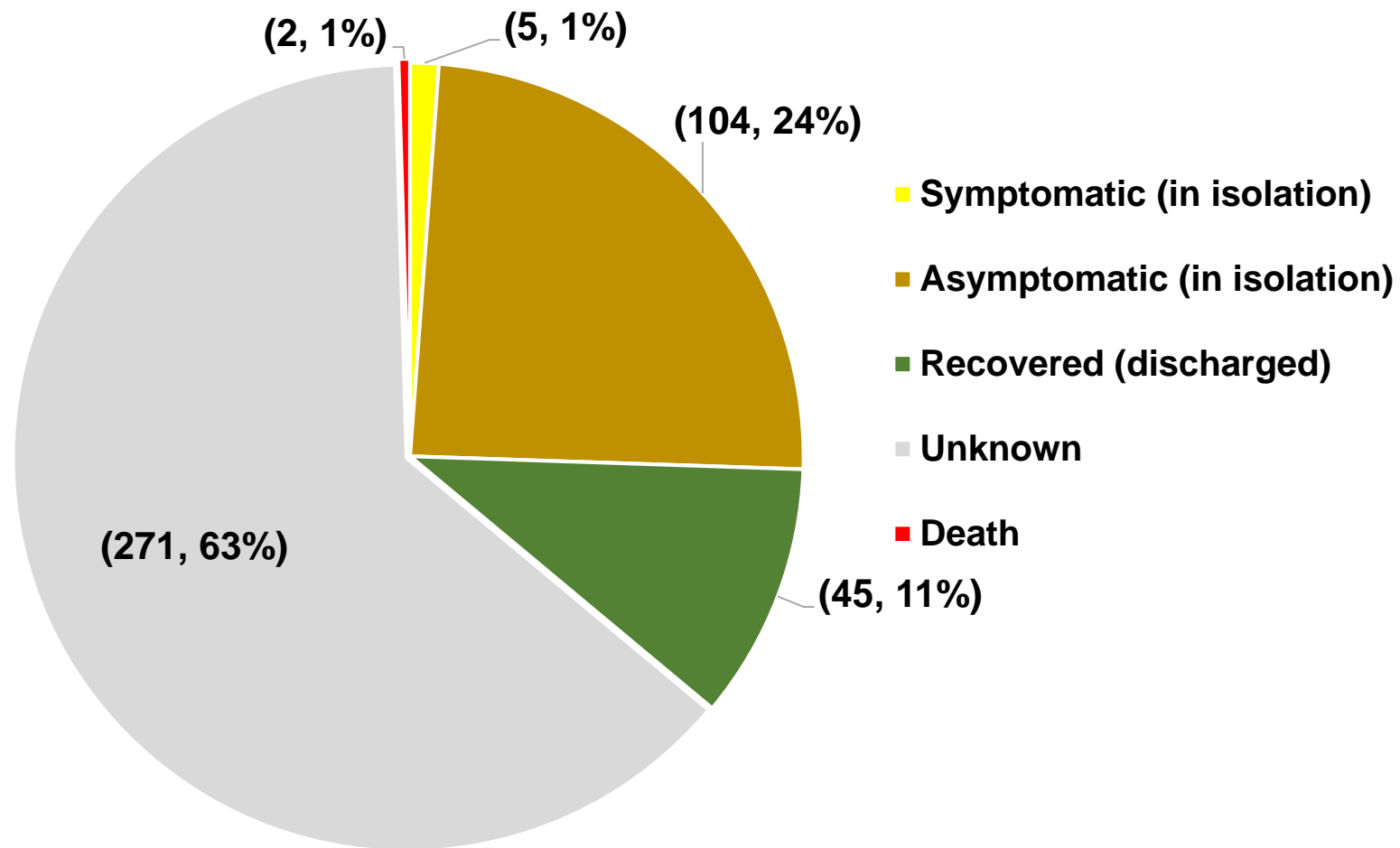
Co-morbidity of COVID-19 cases in Nepal (N=427)



Some cases are with more than one comorbidity. Unknown as most recent of cases are currently under investigation

- All data are provisional
- Data updated till 21 May 2020 Time 07:00:00

Recovery status of COVID-19 cases in Nepal (N=427)



Two deaths reported among the confirmed cases. Recovery status not known were recently confirmed cases.

- All data are provisional
- Data updated till 21 May 2020 Time 07:00:00