

1 NO POVERTY



GOAL 1

END POVERTY IN ALL ITS FORMS EVERYWHERE

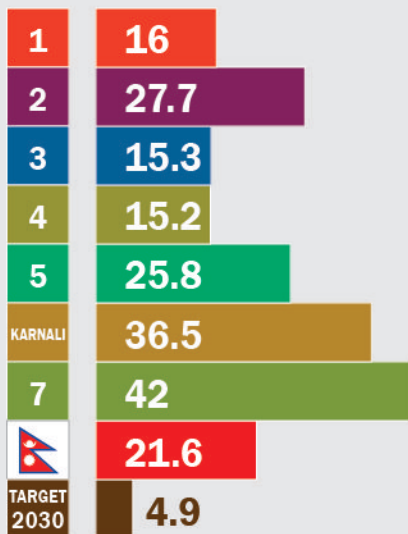


Below poverty line population

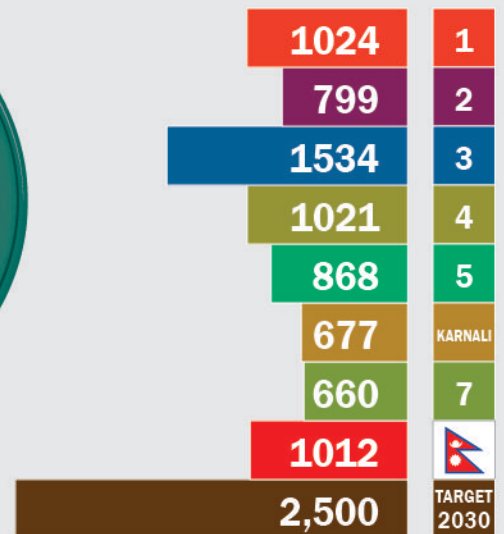


*Per capita income (GNI) USD

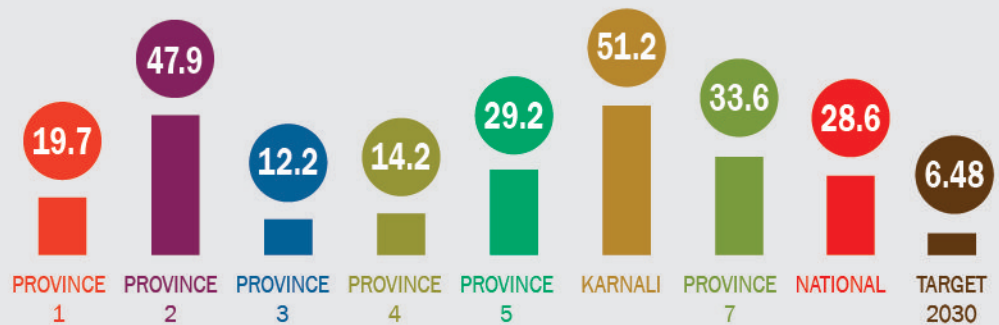
PROVINCES (%)



PROVINCES (USD)



28.6% of Nepalis are multidimensionally poor



PROVINCES AND NATIONAL

Indicators	1	2	3	4	5	KARNALI	7	Nepal	Target 2030
Below poverty line population (%) ¹	16	27.7	15.3	15.2	25.8	36.5	42	21.6	4.9
*Per capita income (GNI) USD ²	1024	799	1534	1021	868	677	660	1012	2500
Multidimensional poverty (Head count) (%) ³	19.7	47.9	12.2	14.2	29.2	51.2	33.6	28.6	6.48



Source : ^{1,2} Province level data from Nepal Rastra Bank (2018). Nepal's Demographic, Social, Economic and Financial Status (Provincial Profile).

National level data from Nepal's SDG status & Roadmap : 2016-2030

³ Province level data from Nepal Multidimensional Poverty Index : Analysis Towards Action, 2018. National level data from Nepal's SDG status & Roadmap : 2016-2030

*Per capita Income figures for provinces are "Per capita GDP" which is used here as a proxy for "Per capita GNI".