



as of July 2020

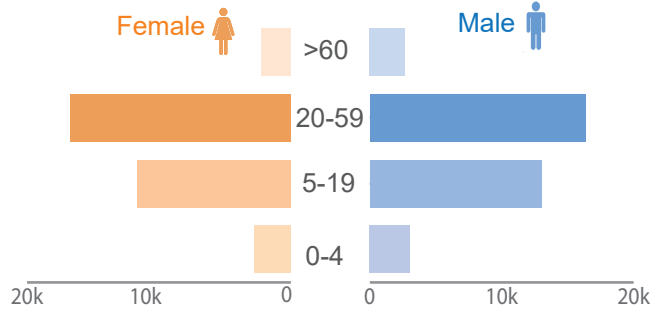
## POPULATION

Male 35,092

Female 33,304

Average HH Size 5.12

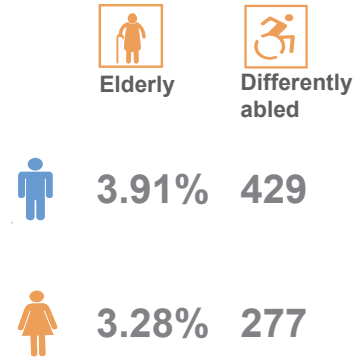

Sex Ratio 105.37



**Total Population**  
68,396

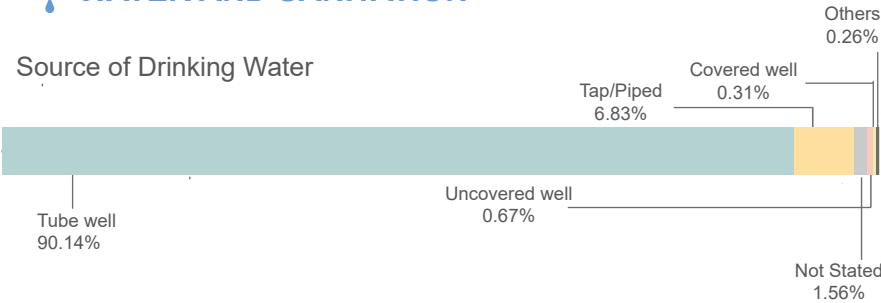
**Total Households**  
13,350

## VULNERABLE GROUPS



## WATER AND SANITATION

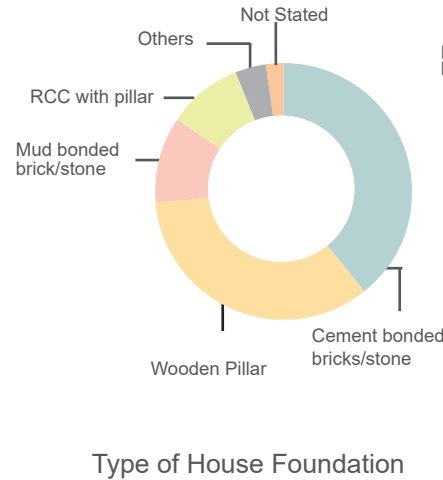
### Source of Drinking Water



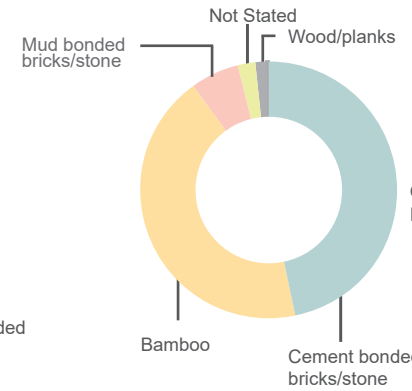
### Type of Toilet Used



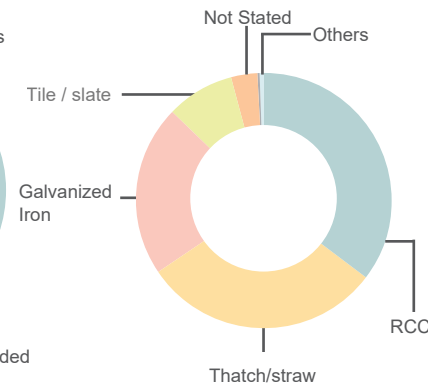
## SHELTER



Type of House Foundation



Type of Outer Wall



Type of Roof

## Sources

Population/WASH/Differently able/Elderly/Shelter/Literacy rate:

Province Summary Population Census 2011

Education( Primary/Secondary schools)

EMIS, 2018/19

Education( Teachers/Students)

EMIS, 2017/18

Vulnerable (Neonate, Pregnant & Lactating) :

Calculated from Annual Report, DoHS (2018/19)

## EDUCATION

Total Primary Schools

0

Total Secondary Schools

4

Total Teachers

293

Total Students

5,390

Literacy Rate %



79.66



56.88