

POPULATION

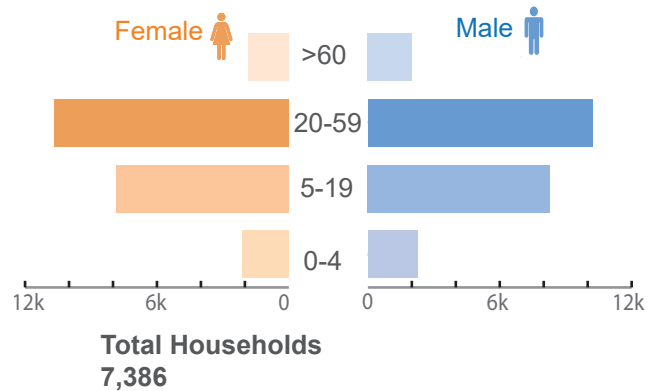
Male 22,787

Female 22,454

Average HH Size
6.13

Sex Ratio 101.48

Total Population
45,241



VULNERABLE GROUPS

Lactating Population



8.86%

Estimated based on population age 00-23 months by total population.

Pregnant Population



2.57%

Estimated based on expected pregnant population by total population.

Neonate Population



2.18%

Estimated based on total live births by total population.



Elderly



Differently abled



4.43%

306

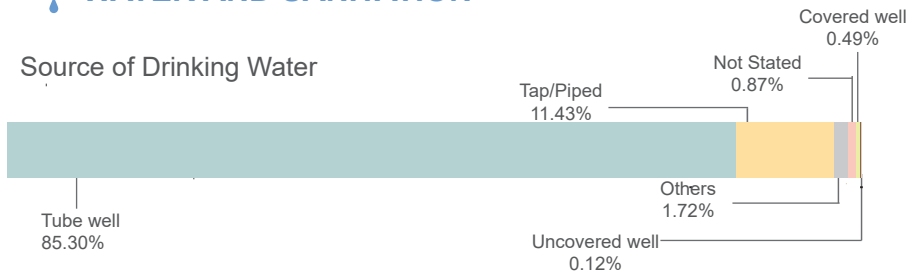


4.06%

216

WATER AND SANITATION

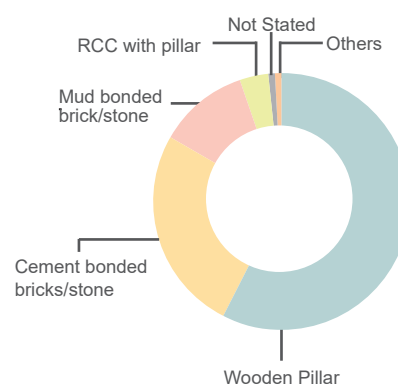
Source of Drinking Water



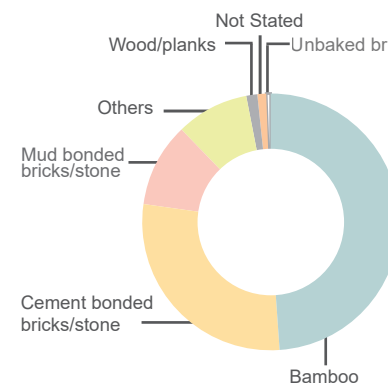
Type of Toilet Used



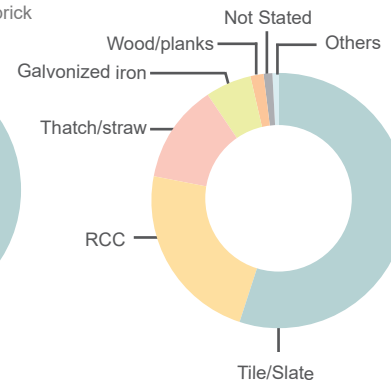
SHELTER



Type of House Foundation



Type of Outer Wall



Type of Roof

Sources

Population/WASH/Differently able/Elderly/Shelter/Literacy rate:
Province Summary Population Census 2011

Education(Primary/Secondary schools)
EMIS, 2018/19

Education(Teachers/Students)
EMIS, 2017/18

Vulnerable (Neonate, Pregnant & Lactating) :
Calculated from Annual Report, DoHS (2018/19)

EDUCATION

Total Primary Schools

23

Total Secondary Schools

23

Total Teachers

407

Total Students

8,901

Literacy Rate %



71.57



47.17