



as of July 2020

## POPULATION

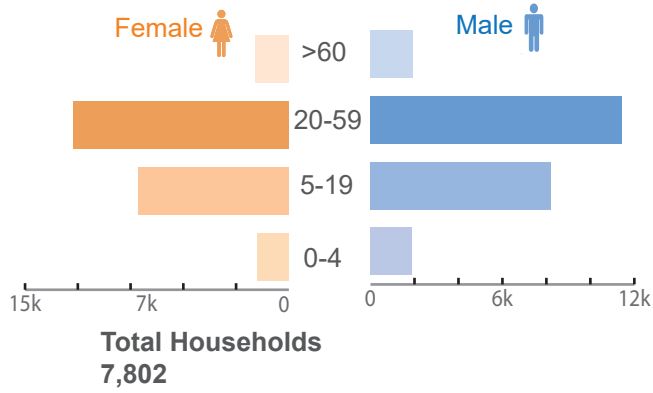
Male 23,491

Female 24,496

Average HH Size  
6.15

Sex Ratio 95.9

**Total Population**  
47,987

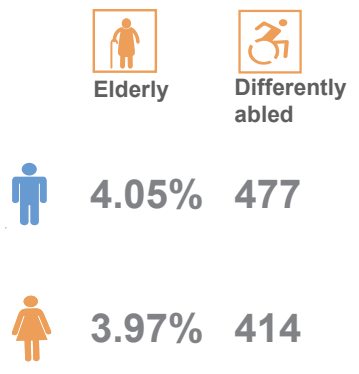


## VULNERABLE GROUPS

**Lactating Population** 7.39% *Estimated based on population age 00-23 months by total population.*

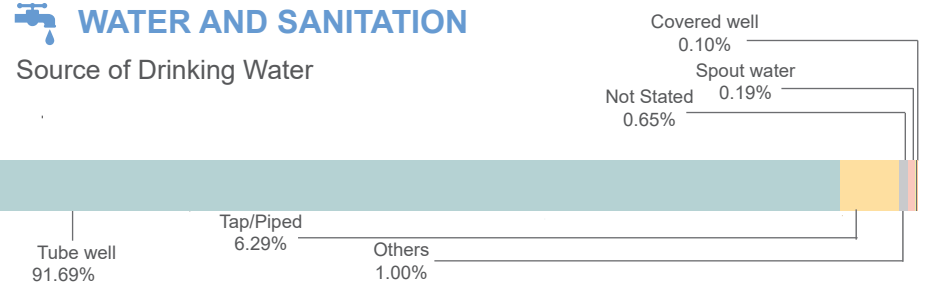
**Pregnant Population** 2.57% *Estimated based on expected pregnant population by total population.*

**Neonate Population** 2.18% *Estimated based on total live births by total population.*




## WATER AND SANITATION

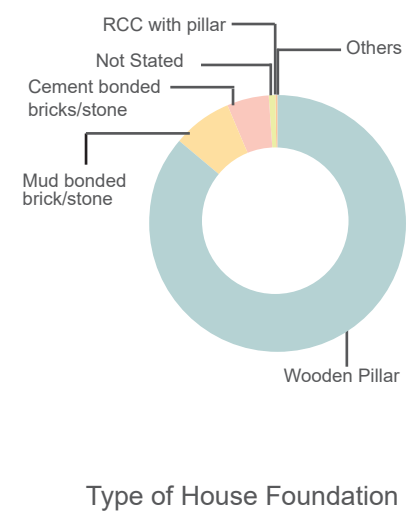
### Source of Drinking Water




### Type of Toilet Used



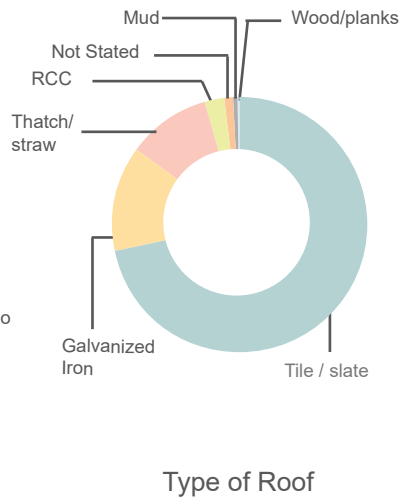
## SHELTER



Type of House Foundation



Type of Outer Wall



Type of Roof

## Sources

Population/WASH/Differently able/Elderly/Shelter/Literacy rate: Province Summary Population Census 2011

Education( Primary/Secondary schools) EMIS, 2018/19

Education( Teachers/Students) EMIS, 2017/18

Vulnerable (Neonate, Pregnant & Lactating) : Calculated from Annual Report, DoHS (2018/19)

## EDUCATION

**Total Primary Schools**

35

**Total Secondary Schools**

18

**Total Teachers**

364

**Total Students**

9,579

**Literacy Rate %**

