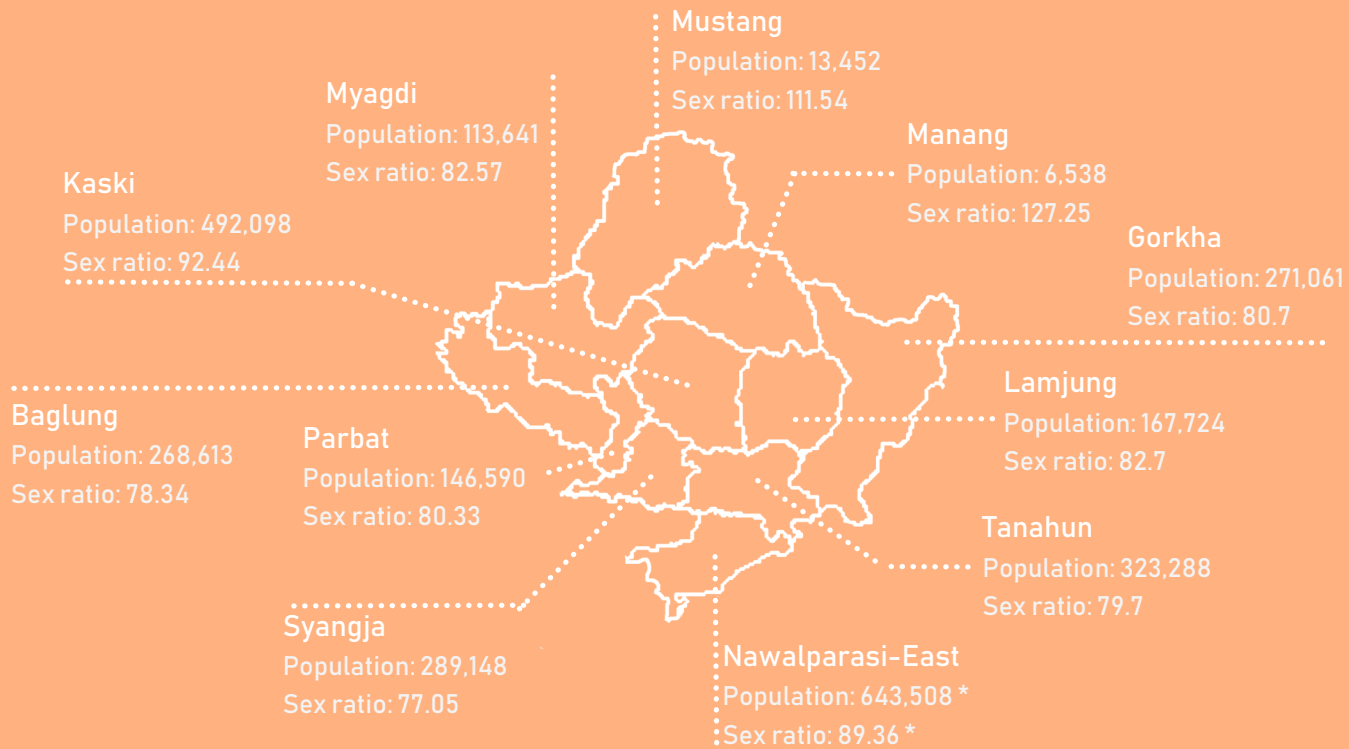


# Factsheet on Women Nepal, Province 4 - Gadanki



11 Districts  
18 House of Representative Constituencies  
36 Provincial Constituencies  
85 Local bodies  
759 Wards

Source: Ministry of Federal Affairs and General Administration, Election Commission of Nepal



## Female headed-households <sup>1</sup>

District	Female headed-households	% of total population
Gorkha	24,744	37.2%
Lamjung	17,108	40.7%
Tanahu	33,433	42.7%
Syangja	29,560	42.9%
Kaski	48,583	38.7%
Manang	349	23.6%
Mustang	797	23.8%
Myagdi	12,076	43.5%
Parbat	14,467	40.5%
Baglung	25,785	41.9%
Nawalparasi-East	18,648	29%
<b>Total/Average</b>	<b>225,569</b>	<b>36.8%</b>

## % of female population with disability <sup>2</sup>

District	% of female population with disability
Gorkha	2%
Lamjung	2.4%
Tanahu	1.6%
Syangja	1.6%
Kaski	1.7%
Manang	3.4%
Mustang	3.6%
Myagdi	4.8%
Parbat	2.1%
Baglung	1.9%
Nawalparasi-East	1.4%
<b>Average</b>	<b>2.4%</b>

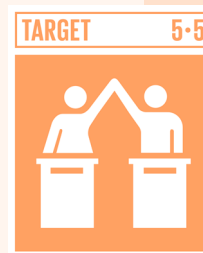
## % of female population aged 5 and above illiterate <sup>3</sup>

District	% of female population aged 5 and above illiterate
Gorkha	38.1%
Lamjung	34%
Tanahu	30%
Syangja	28.7%
Kaski	22.9%
Manang	35%
Mustang	41.3%
Myagdi	32.9%
Parbat	31.3%
Baglung	32%
Nawalparasi-East	35.1%
<b>Average</b>	<b>32.8%</b>

\* Data of Nawalparasi East and West Included

## POLITICAL PARTICIPATION <sup>4</sup>

At least  
**1,518**  
women elected as  
**ward members**,  
among whom  
**759 Dalit** women,  
out of 3,795 ward members<sup>5</sup>



Nepal has set a national target of

**42%**  
women in local bodies by  
**2030<sup>6</sup>**



**1 woman mayor** elected

## EMPLOYMENT <sup>7</sup>

**61.3%**

of women aged 15-49 are  
employed



**70.1%**

of employed women aged 15-49  
earn less than their husband

**70.5%**  
are  
employed in  
agriculture

**2.8%**  
are employed  
in unskilled  
manual  
occupations

**4.2%**  
are employed  
in skilled  
manual  
occupations

**4.8%**  
are employed  
in  
professional/  
technical/  
managerial  
occupations

**2.1%**  
are employed  
in clerical  
occupations

**15.7%**  
are  
employed in  
sales and  
services

## MIGRATION <sup>8</sup>



**11.7%**

of women aged 15-49  
migrated in the past  
10 years

**88.1%** within Nepal

**2.2%** to India

**9.8%** to others

## BANK ACCOUNT <sup>9</sup>



**53.4%**

of women aged 15-49  
use a bank account

<sup>5</sup>These numbers are based on the quota positions and do not include the 62 ward chairs or the 264 women elected to non-quota ward seats.

## EDUCATION <sup>10</sup>



**19.4%**  
of women aged 15-49 have no education

- 7.2% of women aged 15-49 completed primary education
- 10.7% of women aged 15-49 completed secondary education
- 18.3% of women aged 15-49 have more than secondary education

## ACCESS TO TECHNOLOGY <sup>11</sup>



**84.4%**  
of women aged 15-49 own a phone



**38.6%**  
of women aged 15-49 have ever used internet



Nepal has set a national target of **98%** of women aged 15-24 years using internet by **2030<sup>12</sup>**

## ACCESS TO MEDIA <sup>13</sup>

**25.3%**  
of women aged 15-49 access no media in a week



**63.2%**  
of women aged 15-49 watch television once a week



**7.8%**  
of women aged 15-49 read a newspaper once a week



**30.5%**  
of women aged 15-49 listen to the radio once a week

## OWNERSHIP OF HOUSE AND LAND <sup>14</sup>




**90.8%**  
of women aged 15-49 do not own a house

- 8.6% of women 15-49 own a house alone
- 0.6% of women 15-49 own a house jointly

**87.7%**  
of women aged 15-49 do not own a land

- 11.3% of women 15-49 own land alone
- 0.8% of women 15-49 own land jointly

## DECISION MAKING IN PRIVATE SPHERE <sup>15</sup>



## SPOUSAL SEPARATION <sup>16</sup>

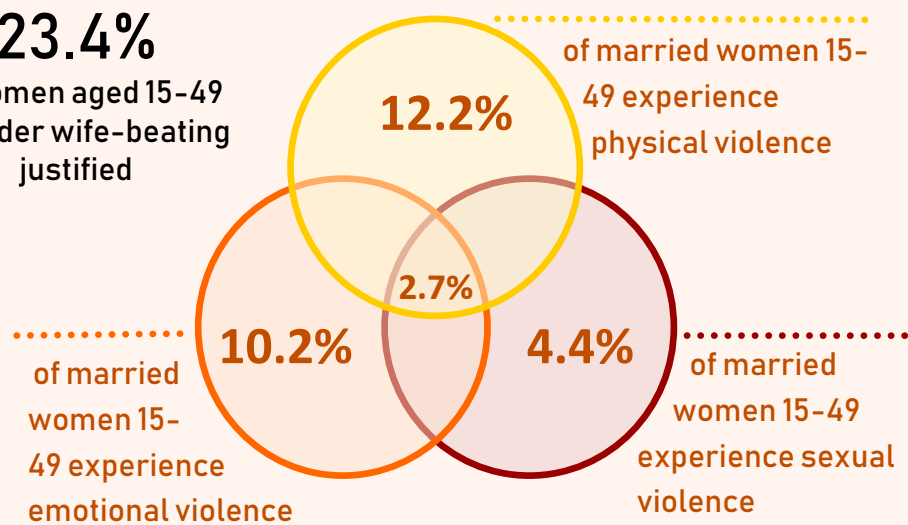


**41.8%**

of married women  
have their husband  
living away

## SPOUSAL VIOLENCE <sup>17</sup>

**23.4%**  
of women aged 15-49  
consider wife-beating  
justified



## VIOLENCE AGAINST WOMEN <sup>18</sup>



**12%**

of women aged 15-  
49 have  
experienced  
physical violence



**4.9%**

of women aged 15-  
49 have  
experienced  
sexual violence



**49.4%**

of women aged 15-  
49 who have ever  
experienced  
violence have never  
sought help nor told  
anyone



Nepal has set a national target of

**6.5%**

of women aged 15-49 experiencing  
physical/sexual violence by

**2030<sup>19</sup>**

Source: Central Bureau of Statistics, 2012, Nepal Population and Housing Census 2011. : map at page 40, <sup>1</sup>page 116-117, <sup>2</sup>page 220-221, <sup>3</sup>page 231.  
Ministry of Health and Population, 2017, Nepal Demographic Health Survey 2016, <sup>7</sup>pages 62-64&312, <sup>8</sup>pages 30-31, <sup>9</sup>page 322, <sup>10</sup>page 52, <sup>11</sup>page 322 & 60, <sup>12</sup>page 56, <sup>14</sup>page 315, <sup>15</sup>page 325, <sup>16</sup>page 51, <sup>17</sup>pages 327&355, <sup>18</sup>pages 348, 349, 351 & 362.  
<sup>4</sup>National Planning Commission, 2017, Sustainable Development Goals: Status and Road Map 2016-2030, <sup>6</sup>page 54, <sup>13</sup>page 55 and <sup>19</sup>page 53.  
Icons: @thenounproject; @theglobalgoals



un.org.np



@UN\_Nepal



facebook.com/  
UnitedNationsNepal